

# What's the point of radians? Why don't we just write everything in degrees?



Philip Lloyd, former Specialist Calculus Teacher and Mentor..

Answered Mar 31, 2018

This is a very valid question.

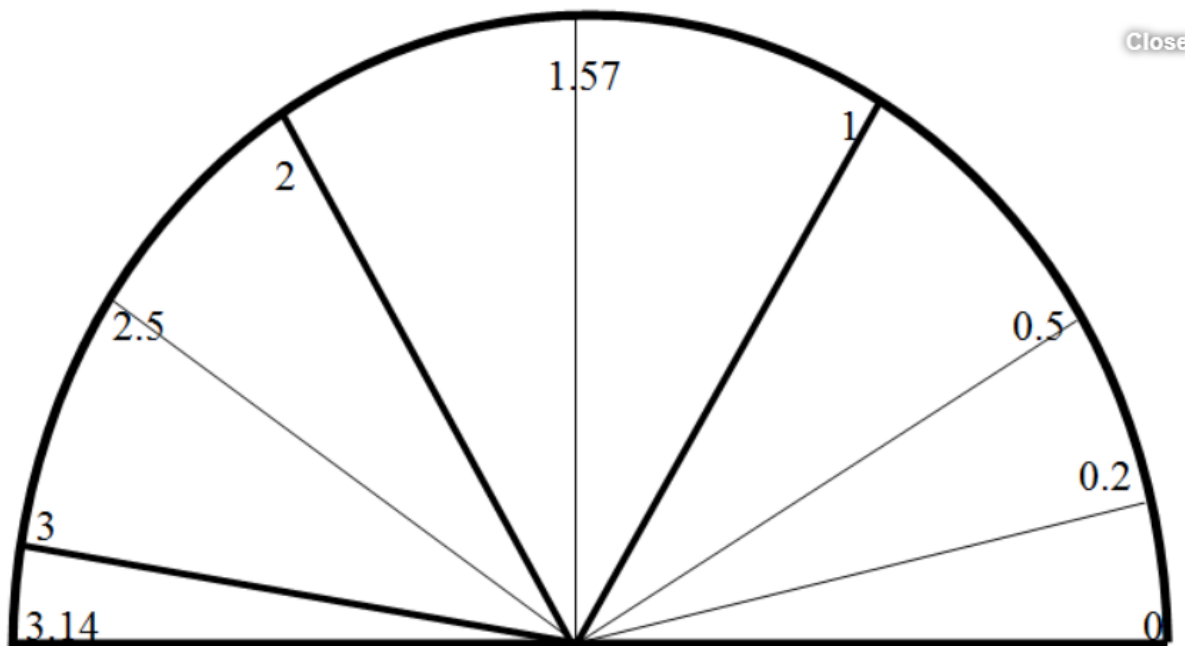
I read somewhere that one mathematician wanted to do away with degrees completely and just use radians!

If we are honest and realistic, radians only become important when we start doing Calculus.

I don't think anyone would seriously prefer to use radians in classical geometry problems! Only special angles are nicely represented as multiples of  $\pi$ .

Angles in radians in decimal form are absolutely awful!

Who would want to measure angles with a protractor with a radian scale?

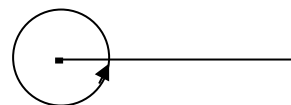


## Notes on ANGLE MEASUREMENT.

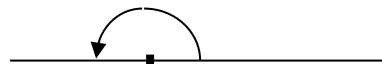
I really, really, really like the following approach.....do try it!

1. An ANGLE is *an amount of rotation*. Ask them. Probably nobody will remember this!

2. The “basic” angle is 1 FULL TURN .....

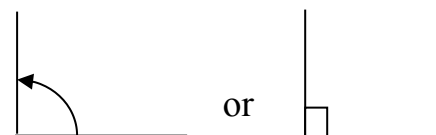


3. So a HALF TURN is .....



4. The most famous and useful angle is  
a QUARTER TURN or RIGHT ANGLE.....

(we could have an eighth turn, a tenth turn etc.)



5. Notice there has been no mention of “degrees” to explain ANGLE.

### THE FOLLOWING “STORY” IS MOST WORTHWHILE. DO TRY IT.

6. The Ancient Babylonians did a lot of mathematics and astronomy and by studying the stars they found that every night, they were in slightly different positions.

To their surprise, they found that after 360 days, the stars were back in the same positions. (Actually, it was really 365 days, a whole year, because the earth had moved right round the sun back to the original position) With their limited apparatus, it was remarkable they even got 360 as their answer!

The number 360 became a special number with powerful properties so they simply CHOSE this number, 360, as the number of divisions a full turn should be divided into.

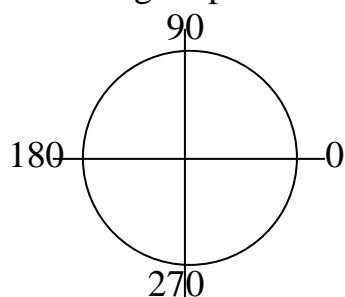
And we still use 360 degrees = 1 full turn, for no other good reason!!!

7. At the time of the French revolution, they decided to make everything metric so they chose the most common angle, a RIGHT ANGLE, and let it be 100 divisions.

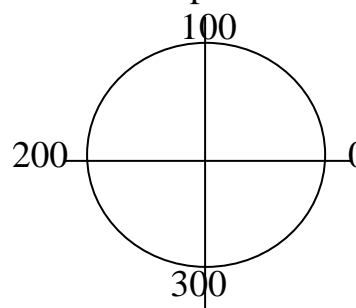
They called these GRADS. A right angle = 100 grads, a half turn = 200 grads and a full turn = 400 grads. (Metres, Kg and Litres became popular but not Grads)

8. Actually, all modern scientific calculators have **degrees and grads** on them!

9. A Degree protractor

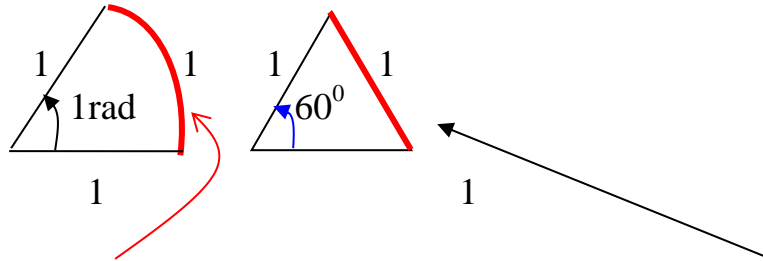


A Grad protractor

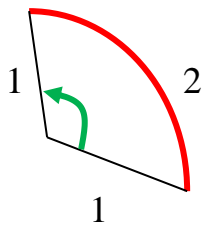


10. **RADIANS**. The **ONLY** real reason for using radians is when we Differentiate/Integrate trig functions!

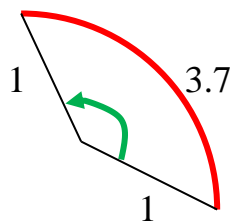
Definition: 1 radian is the angle formed by a circular arc of 1 unit in a circle of radius 1 unit.



If you imagine the **arc straightened out** you would get an equilateral triangle so the angle would be  $60^\circ$ . **This means a radian is a little less than  $60^\circ$ .**

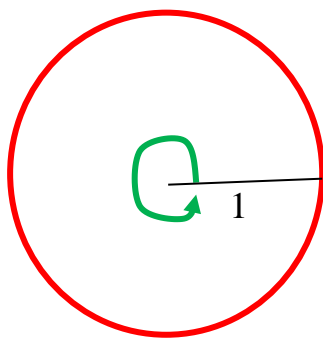


Clearly, this angle is 2 rads



Clearly, this angle is 3.7 rads

The way to get a way to change radians to degrees is to consider a **full turn**.



Clearly the angle in degrees is  $360^\circ$

In radians, all we need to do is find the length of the arc which in this case is the full circumference of a circle =  $2\pi r$

$$= 2\pi \times 1$$

$$= 2\pi$$

So  $360 \text{ degrees} = 2\pi \text{ rads} \approx 6.2 \text{ rads}$

Students need to be confident changing from rads to degrees and vice versa.

RADS	DEGREES
$2\pi$	360
$\pi$	<b>180</b> ← This is the one to work
$\frac{\pi}{2}$	$\frac{180}{2} = 90$
$\frac{\pi}{3}$	$\frac{180}{3} = 60$
$\frac{\pi}{4}$	$\frac{180}{4} = 45$
$\frac{\pi}{6}$	$\frac{180}{6} = 30$
$\frac{3\pi}{2}$	$3 \times 90 = 270$
$\frac{2\pi}{3}$	$2 \times 60 = 120$
$\frac{5\pi}{3}$	$5 \times 60 = 300$
$\frac{3\pi}{4}$	$3 \times 45 = 135$
$\frac{7\pi}{6}$	$7 \times 30 = 210$

The special “aesthetic quality” of radians is simply a myth!

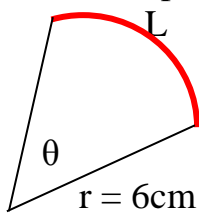
**Both “radians” and “degrees” are really just different ways of measuring angles, just as “metres” and “feet” are just different ways of measuring lengths.**

**The requirement for students to use only radians at this level is making mathematics more inaccessible than it needs to be.**

---

Eg In this example  $\theta = \frac{\pi}{6} = 30^\circ$

We do not need special radian formulae to find **arc length** and **areas of sectors**.



This is simply  $\frac{30^{\text{th}}}{360}$  or  $\frac{1^{\text{th}}}{12}$  of a full circle.

so arc length  $L = \frac{1}{12} \times \pi d = \frac{1}{12} \times \pi \times 12 = \pi \text{ cm}$

and Area  $A = \frac{1}{12} \times \pi r^2 = \frac{1}{12} \times \pi \times 36 = 3\pi \text{ cm}^2$

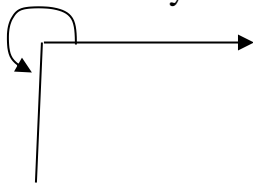
There is **never** a need to resort to formulae such as  $L = r\theta$  or  $A = \frac{1}{2} r^2\theta$  when all that is required is simple YEAR 9 LEVEL LOGIC. (12 year olds)

---

**My next point is this: Who REALLY uses radians?**

Ask **any** mathematician or scientist to **visualise an angle of 4.7 rads**.

On the other hand, ask any Year 9 student to visualise an angle of  $269^\circ$  and they will confidently come up with an angle as follows :



**Now be honest, did YOU know that 4.7 rads is just a little less than  $270^\circ$  ?**

When we SAY we are “using radians”, we are **usually** talking about angles such as:

$\frac{\pi}{6}$  ,  $\frac{\pi}{4}$  ,  $\frac{3\pi}{2}$  ,  $2\pi$  etc

Again, if we are honest, when we are talking about  $\frac{\pi}{6}$  radians

**we really mean  $30^\circ$ .**

Actually,  $\frac{\pi}{6}$  radians is really just  $30^\circ$  **in disguise !!**

We could even say  $\frac{\pi}{6}$  radians is just like ‘a secret code’ for 30 degrees!

The actual value of  $\frac{\pi}{6}$  is of course 0.523598775...

How silly is that? Not a very useful number to deal with!

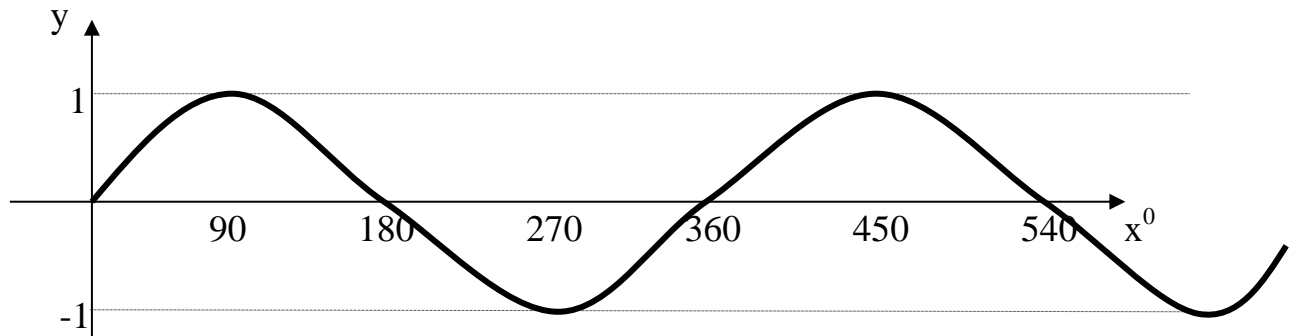
Similarly  $\frac{\pi}{4}$  rad is really  $45^\circ$ ,  $\frac{3\pi}{2}$  rad is really  $270^\circ$

**We do not often use angles of  $\frac{\pi}{7}$  for instance,  
simply because it has no nice equivalent in degrees!**

Make these ideas clear.

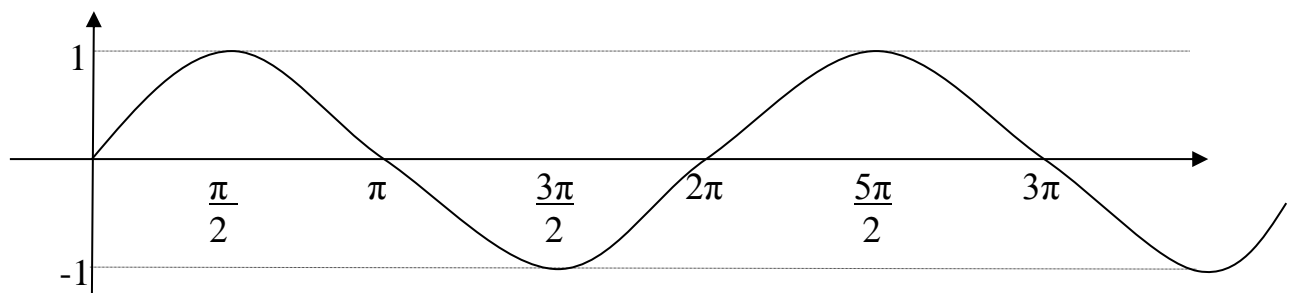
$\pi$ rad	$180^\circ$
so 1 rad	$\frac{180}{\pi} = 57.29577951... \approx 60^\circ$
$180^\circ$	$\pi$ rad
So 1 degree	$\frac{\pi}{180} = 0.0174532..rad$

The graph of  $y = \sin x$  where  $x$  is in degrees, is fine just the way it is.  
 The scales on  $x$  and  $y$  axes **do not** have to be the same order of magnitude.



**Now here is a VERY interesting point.**

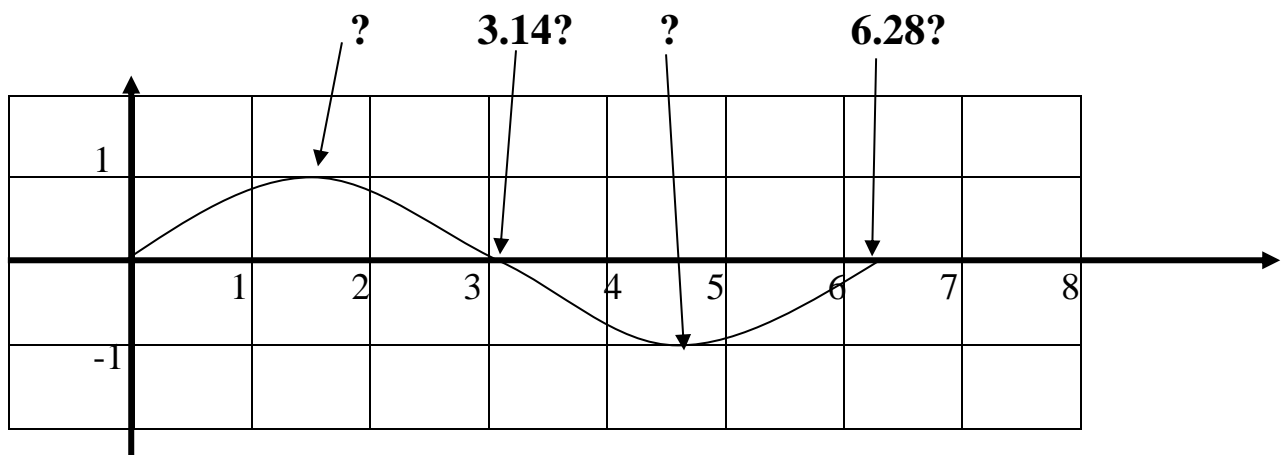
When we draw a sine graph with a “radian scale”, this is what we draw:



**This is an absolute fraud!**

We are really marking the special points as they occur **in degrees**.

We would never think of drawing a sine graph with **REAL RADIAN UNITS** as follows:



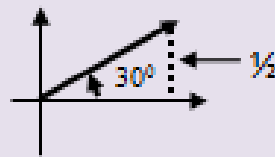
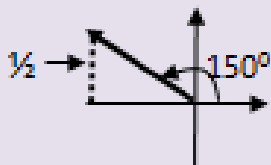
The intercepts on the  $x$  axis and positions of max/min points are not at all obvious nor are they in a useful form!

**One last point.**

I believe that solving trigonometric equations **using degrees** is far more meaningful to 16 or 17 year old students than forcing radians on them.

Look how beautifully simple this answer looks for solving  $\sin \theta = \frac{1}{2}$  (in degrees)

The student knows "sin" is positive in 1<sup>st</sup> and 2<sup>nd</sup> quadrants and basic angle is  $\theta = 30^\circ$



General solution is :

$$\theta = 30^\circ + 360n \quad \text{and} \quad 150^\circ + 360n$$